

Signify Classified - Internal
Cooper Lighting Solutions Photometric Lab
1121 Highway 74 South
Peachtree City, GA 30269



Scaled data based on original data using
LM-79-08 Approved Method: Electrical and Photometric Measurements of Solid-
State Lighting Products

Test Report Prepared for
Cooper Lighting Solutions
(formerly Eaton)

Brand: INVUE

Report Number: P868977

Luminaire Tested: **EMM2-HSN-SA1A-727-U-T3-HSS**

Issue Date: 08/22/2024



Test Information

Test Method: LM-79-08
Report Number: P868977
Test Lab: INNOVATION CENTER(G3)
Issue Date: 08/22/2024
Manufacturer: COOPER LIGHTING SOLUTIONS (FORMERLY EATON)
Product Line: INVUE
Catalog Number: EMM2-HSN-SA1A-727-U-T3-HSS
Description: EPIC MODERN SHORT HOUSING DISCRETE LED ARRAYS 40W 70CRI 2700K
FIXTURE w/ TYPE III DISTRIBUTION OPTIC AND HOUSE SIDE SHIELD
Light Source: (10) 2700K CCT, 70 CRI LEDS
Ballast/Driver: ELECTRONIC DRIVER

Summary

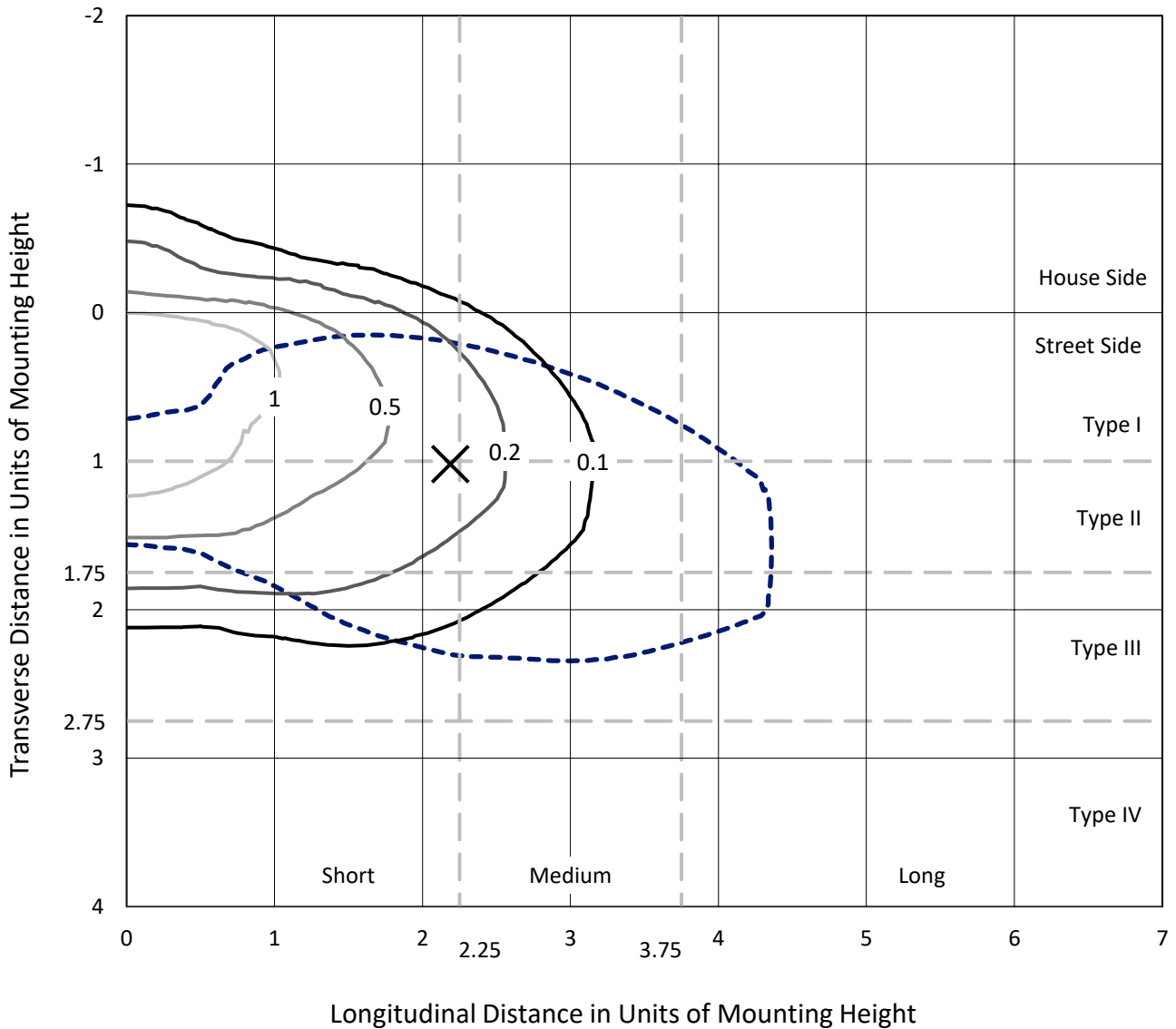
Lumens per Lamp: N/A
Luminaire Lumens: 3195.9 lumens
Efficiency: N/A
Efficacy: 97.4 lumens/watt
Luminous Opening: Rectangular (W 0.33' x L: 0.33' x H: 0')
IES Classification: Type III - Short
BUG Rating: B0 - U0 - G1

Input Watts (W): 32.8
Input Voltage (V): 120
Input Current (A_{in}): NR
Voltage Rise (V): NR
Power Factor: 0.99
Total Harmonic Distortion (THDi): 9.76%
Frequency (hertz): 60
Stabilization Time: NR
Operation Time: NR
Ambient Temperature (°C): NR
Test Distance: 24 FT

REPORT NUMBER: P868977
 CATALOG NUMBER: EMM2-HSN-SA1A-727-U-T3-HSS

Iso-Footcandle Lines of Horizontal Illumination

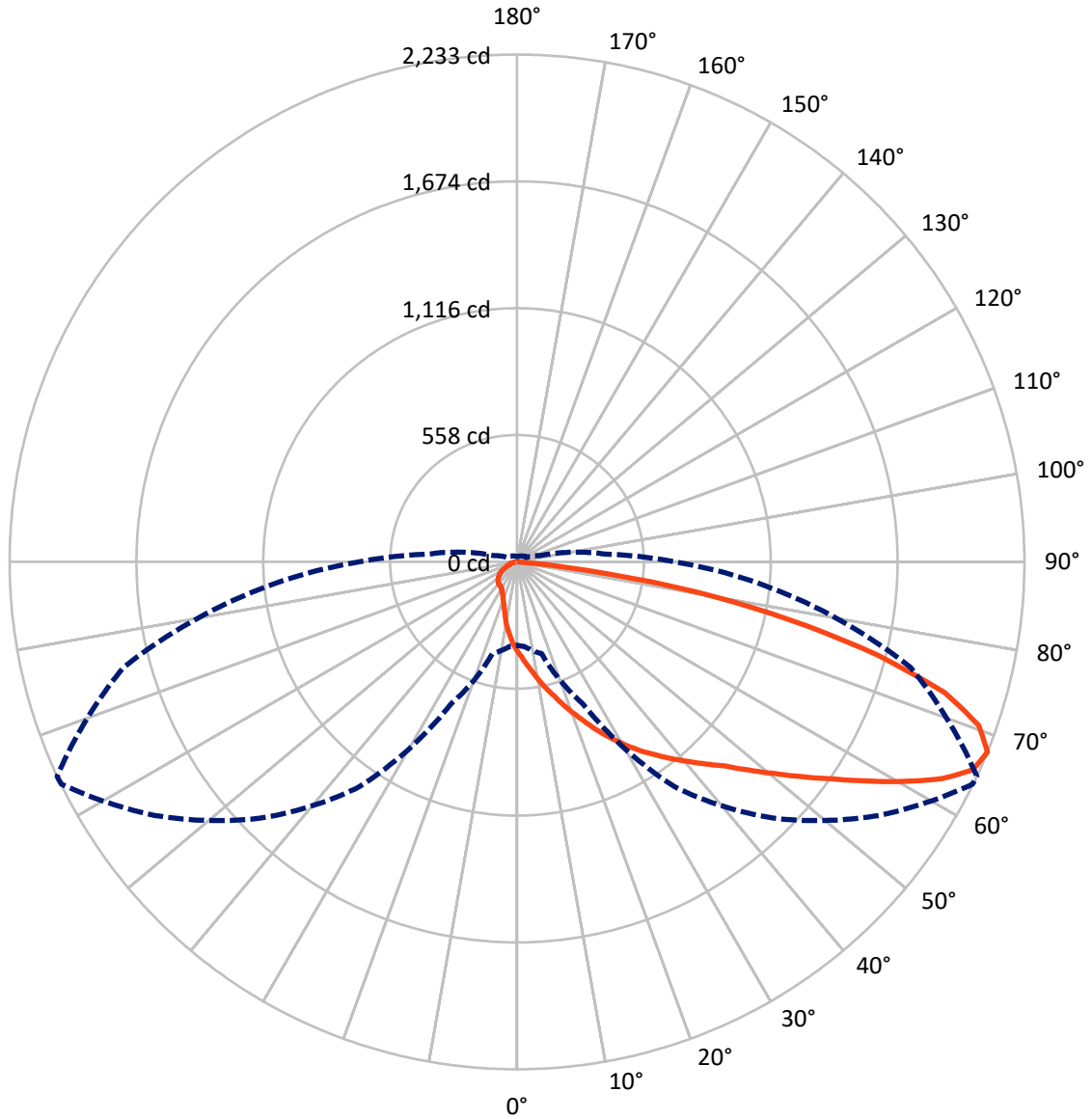
× Max cd
 - - - 1/2 Max cd



Based on 20 foot mounting height. Maximum calculated value = 1.8 fc
 Type III - Short - N/A

REPORT NUMBER: P868977
CATALOG NUMBER: EMM2-HSN-SA1A-727-U-T3-HSS

Luminous Intensity Polar Plot



— Vertical Plane Through 65-Deg Lateral - - - Horizontal Cone Through 67.5-Deg Vertical

REPORT NUMBER: P868977
 CATALOG NUMBER: EMM2-HSN-SA1A-727-U-T3-HSS

FLUX DISTRIBUTION:

		Downward	Upward	Total
House Side	Lumens	311.1	0.0	311.1
	% Fixture	9.7	0.0	9.7
Street Side	Lumens	2884.8	0.0	2884.8
	% Fixture	90.3	0.0	90.3
Total	Lumens	3195.9	0.0	3195.9
	% Fixture	100.0	0.0	100.0

Coefficient of Utilization

ZONAL LUMENS:

Zone	Lumens	% Fixture
0°-10°	38.6	1.2
10°-20°	128.2	4.0
20°-30°	233.4	7.3
30°-40°	361.2	11.3
40°-50°	546.0	17.1
50°-60°	710.4	22.2
60°-70°	700.8	21.9
70°-80°	426.6	13.3
80°-90°	50.7	1.6
90°-100°	0.0	0.0
100°-110°	0.0	0.0
110°-120°	0.0	0.0
120°-130°	0.0	0.0
130°-140°	0.0	0.0
140°-150°	0.0	0.0
150°-160°	0.0	0.0
160°-170°	0.0	0.0
170°-180°	0.0	0.0
0°-90°	3195.9	100.0
0°-180°	3195.9	100.0



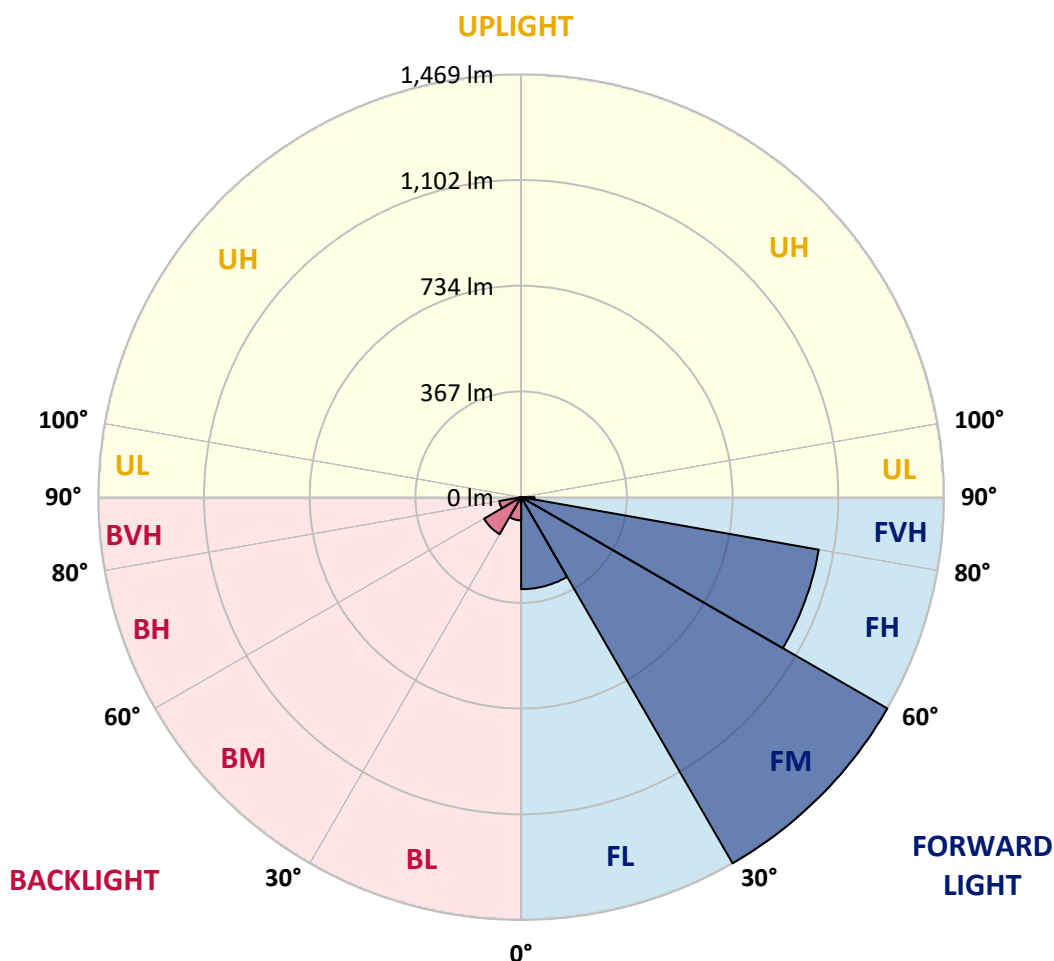
REPORT NUMBER: P868977
 CATALOG NUMBER: EMM2-HSN-SA1A-727-U-T3-HSS

LUMINAIRE CLASSIFICATION SYSTEM LUMEN TABLE AND BUG RATING:

Zone	Lumens	% Fixture	Zone Rating/Lumen Limit		
			B	U	G
FL (0°-30°)	319.8	10.0			
FM (30°-60°)	1468.8	46.0			
FH (60°-80°)	1049.9	32.9			G1/1800
FVH (80°-90°)	46.3	1.5			G1/100
BL (0°-30°)	80.5	2.5	B0/110		
BM (30°-60°)	148.8	4.7	B0/220		
BH (60°-80°)	77.5	2.4	B0/110		G0/110
BVH (80°-90°)	4.3	0.1			G0/10
UL (90°-100°)	0.0	0.0		U0/0	
UH (100°-180°)	0.0	0.0		U0/0	

BUG Rating: B0-U0-G1

Type III Short





REPORT NUMBER: P868977

CATALOG NUMBER: EMM2-HSN-SA1A-727-U-T3-HSS

CANDELA DISTRIBUTION (FULL):

	0°	5°	15°	25°	35°	45°	55°	64°	65°	75°	85°
0°	394.9	394.9	394.9	394.9	394.9	394.9	394.9	394.9	394.9	394.9	394.9
2.5°	461.5	457.8	460.6	454.2	446.9	441.4	430.5	421.4	420.4	411.3	401.3
5°	550.0	538.1	539.0	526.2	510.7	494.3	477.0	454.2	454.2	432.3	409.5
7.5°	629.3	627.5	619.3	599.2	581.0	555.4	523.5	494.3	487.9	454.2	418.6
10°	705.9	703.2	695.9	680.4	649.4	621.1	581.0	537.2	529.0	480.6	429.6
12.5°	767.0	767.9	759.7	747.0	719.6	685.8	632.9	578.2	570.9	506.2	440.5
15°	820.8	819.9	818.1	807.1	780.7	749.7	687.7	623.8	612.0	533.5	451.5
17.5°	861.9	860.0	856.4	847.3	834.5	804.4	745.1	672.2	662.1	565.5	464.2
20°	873.7	872.8	872.8	879.2	873.7	855.5	802.6	722.3	711.4	599.2	481.6
22.5°	895.6	894.7	893.8	900.2	903.8	902.0	856.4	773.4	763.4	638.4	503.4
25°	923.9	922.1	919.3	925.7	930.3	941.2	910.2	833.6	821.7	684.0	525.3
27.5°	961.3	963.1	959.5	958.5	958.5	964.9	957.6	887.4	876.5	727.8	550.9
30°	1010.5	1013.3	1006.9	1002.3	994.1	993.2	995.0	947.6	932.1	775.2	577.3
32.5°	1058.9	1061.6	1058.0	1051.6	1030.6	1022.4	1029.7	998.7	988.6	827.2	611.1
35°	1098.1	1104.5	1104.5	1091.7	1062.5	1058.0	1069.8	1048.8	1041.5	888.3	651.2
37.5°	1151.0	1154.6	1151.0	1127.3	1090.8	1096.3	1114.5	1101.7	1097.2	954.0	698.6
40°	1264.1	1268.6	1244.9	1188.4	1130.0	1136.4	1168.3	1161.0	1153.7	1018.7	742.4
42.5°	1421.9	1410.9	1406.4	1280.5	1190.2	1186.6	1226.7	1216.6	1215.7	1084.4	782.5
45°	1525.8	1529.5	1506.7	1387.2	1317.0	1248.6	1291.4	1287.8	1280.5	1151.0	830.9
47.5°	1597.9	1589.7	1533.1	1475.7	1489.3	1329.7	1363.5	1372.6	1368.0	1226.7	890.1
50°	1628.0	1619.8	1582.4	1544.1	1560.5	1422.8	1437.4	1467.5	1462.9	1303.3	940.3
52.5°	1590.6	1580.5	1583.3	1593.3	1585.1	1495.7	1528.6	1576.0	1570.5	1392.7	998.7
55°	1352.5	1379.0	1481.1	1583.3	1580.5	1551.4	1626.1	1695.5	1684.5	1485.7	1048.8
57.5°	1090.8	1105.4	1234.9	1511.2	1566.0	1597.9	1737.4	1823.1	1819.5	1578.7	1094.4
60°	867.3	882.8	981.3	1361.7	1532.2	1646.2	1851.4	1964.5	1960.9	1672.7	1127.3
62.5°	689.5	689.5	777.0	1146.4	1467.5	1674.5	1941.7	2106.8	2100.4	1748.4	1135.5
65°	496.1	502.5	568.2	922.1	1362.6	1667.2	1985.5	2208.0	2204.4	1791.2	1118.1
67.5°	366.6	373.9	417.7	691.3	1207.5	1594.2	1945.4	2230.8	2232.6	1792.1	1061.6
70°	286.4	288.2	321.0	480.6	989.6	1431.9	1794.9	2155.1	2155.1	1747.4	977.7
72.5°	218.0	219.8	248.1	327.4	728.7	1183.8	1569.6	1954.5	1968.2	1628.9	853.7
75°	168.7	172.4	191.5	235.3	456.9	841.8	1289.6	1600.6	1638.0	1399.1	703.2
77.5°	130.4	134.1	149.6	172.4	266.3	518.9	906.6	1196.6	1230.3	1101.7	542.7
80°	104.9	106.7	116.7	129.5	161.4	267.2	553.6	786.2	796.2	748.8	359.3
82.5°	48.3	52.0	62.9	71.1	80.3	124.0	236.2	290.9	303.7	297.3	147.7
85°	5.5	5.5	6.4	7.3	8.2	12.8	16.4	14.6	14.6	17.3	15.5
87.5°	0.0	0.0	0.0	0.9	1.8	1.8	2.7	2.7	2.7	2.7	2.7
90°	0.0	0.0	0.0	0.0	0.0	0.0	0.0	0.0	0.0	0.0	0.0



REPORT NUMBER: P868977

CATALOG NUMBER: EMM2-HSN-SA1A-727-U-T3-HSS

CANDELA DISTRIBUTION (continued):

	90°	95°	105°	115°	125°	135°	145°	155°	165°	175°	180°
0°	394.9	394.9	394.9	394.9	394.9	394.9	394.9	394.9	394.9	394.9	394.9
2.5°	395.8	389.4	377.6	367.5	358.4	349.3	344.7	333.8	331.1	332.9	326.5
5°	397.6	384.9	360.3	337.5	318.3	300.1	284.6	268.1	264.5	259.0	256.3
7.5°	400.4	381.2	342.9	307.4	278.2	251.7	232.6	219.8	209.8	207.0	206.1
10°	404.0	376.7	323.8	279.1	239.0	211.6	194.3	185.1	181.5	178.8	179.7
12.5°	406.8	372.1	305.5	247.2	207.9	183.3	175.1	167.8	166.0	165.1	165.1
15°	410.4	367.5	283.6	218.9	181.5	166.9	158.7	156.0	156.0	155.0	155.0
17.5°	415.0	363.9	265.4	197.0	166.0	152.3	148.7	145.0	145.0	145.0	144.1
20°	424.1	362.1	249.0	178.8	152.3	143.2	137.7	135.0	134.1	133.2	133.2
22.5°	433.2	362.1	230.7	165.1	143.2	133.2	127.7	124.9	124.0	124.0	124.0
25°	446.0	361.2	216.2	153.2	135.0	123.1	117.7	114.9	113.1	113.1	112.2
27.5°	460.6	361.2	203.4	144.1	125.9	114.0	107.6	104.9	102.1	102.1	101.2
30°	475.2	363.0	192.4	136.8	116.7	105.8	97.6	93.9	92.1	91.2	91.2
32.5°	494.3	368.5	185.1	131.3	108.5	97.6	89.4	85.7	83.9	83.0	83.0
35°	523.5	382.1	186.1	128.6	103.1	90.3	82.1	77.5	76.6	76.6	75.7
37.5°	554.5	394.9	188.8	126.8	97.6	84.8	76.6	72.1	71.1	71.1	71.1
40°	581.0	405.9	192.4	125.9	93.0	79.3	72.1	68.4	66.6	66.6	66.6
42.5°	607.4	412.2	193.4	123.1	90.3	74.8	68.4	64.8	62.9	63.8	63.8
45°	633.9	416.8	190.6	119.5	87.6	71.1	64.8	61.1	59.3	59.3	59.3
47.5°	665.8	426.8	186.1	114.0	85.7	68.4	61.1	57.5	56.5	56.5	56.5
50°	697.7	435.0	182.4	107.6	81.2	64.8	58.4	53.8	52.9	52.9	52.9
52.5°	724.2	438.7	177.8	99.4	76.6	61.1	54.7	50.2	48.3	48.3	48.3
55°	744.2	439.6	171.5	93.0	70.2	57.5	51.1	46.5	44.7	43.8	43.8
57.5°	760.6	438.7	165.1	86.6	64.8	52.9	46.5	42.9	40.1	39.2	39.2
60°	769.8	436.0	156.0	78.4	57.5	48.3	42.9	38.3	36.5	35.6	35.6
62.5°	764.3	428.7	143.2	65.7	52.0	43.8	39.2	35.6	32.8	31.9	31.9
65°	738.7	414.1	126.8	53.8	46.5	39.2	35.6	31.9	28.3	27.4	27.4
67.5°	694.1	389.4	104.9	45.6	42.9	35.6	31.9	28.3	25.5	23.7	23.7
70°	632.0	356.6	82.1	39.2	38.3	32.8	29.2	25.5	22.8	21.0	21.0
72.5°	543.6	302.8	61.1	33.7	33.7	30.1	26.4	23.7	21.0	19.2	19.2
75°	439.6	228.9	46.5	31.0	30.1	27.4	23.7	21.0	19.2	17.3	17.3
77.5°	321.0	152.3	38.3	28.3	28.3	24.6	21.9	19.2	17.3	16.4	16.4
80°	195.2	87.6	27.4	21.9	21.9	21.0	18.2	16.4	15.5	13.7	12.8
82.5°	79.3	33.7	14.6	10.9	10.9	10.0	6.4	5.5	5.5	5.5	4.6
85°	8.2	5.5	3.6	2.7	2.7	2.7	1.8	1.8	1.8	1.8	1.8
87.5°	2.7	2.7	1.8	1.8	1.8	1.8	0.9	0.9	0.9	0.9	0.9
90°	0.0	0.0	0.0	0.0	0.0	0.0	0.0	0.0	0.0	0.0	0.0

LM-79-2019: Approved Method: Electrical and Photometric Measurements of Solid-
State Lighting Products

Report Prepared for

Cooper Lighting Solutions

Streetworks

Report Number: SP1-2407-157-3

Test Date: 08/07/2024

Luminaire Tested: MEM2-HTN-SA-40-727-U-5WQ-2

Data in this report applies to families of products including MEM2-HTN-SA-40-727-U-5WQ-2

Test Information

Test Method: LM-79-2019
 Report Number: SP1-2407-157-3
 Test Lab: COOPER LIGHTING SOLUTIONS
 Photometer: SP1 - 76IN SPHERE
 Measurement Geometry: 4π
 Issue Date: 08/20/2024
 Manufacturer: COOPER LIGHTING SOLUTIONS
 Product Line: Streetworks
 Catalog Number: **MEM2-HTN-SA-40-727-U-5WQ-2**
 Description: Epic Modern Light Square 40W 5WQ Optic and Flare Trim

Spectral Parameters

CCT (K): 2747
 CIE u': 0.2606
 CIE v': 0.5257
 Duv: -0.0005
 CIE x: 0.4552
 CIE y: 0.4082
 CIE z: 0.1366
 Peak Wavelength (nm): 597
 Dominant Wavelength (nm): 584
 Purity: 59.16856
 R_f: 75.5
 R_g: 93.6

CRI (Ra):	71.7		
R1:	68.1	R9:	-35.3
R2:	83.9	R10:	64.2
R3:	94.7	R11:	61.7
R4:	66.3	R12:	53.9
R5:	67.4	R13:	71.2
R6:	78.7	R14:	97.6
R7:	75.0	R15:	59.3
R8:	39.4		



Test Conditions

Stabilization Time: 22M
 Operation Time: 1H 22M
 Sphere Temperature (°C): 24.2

REPORT NUMBER: SP1-2407-157-3

Measurement and Test Equipment			
Instrument	Identification Number	Calibration Date	Calibration Due Date
Photometer	IN0058	6/18/2024	12/18/2024
Power Meter	INXT2011004	2/8/2024	2/8/2025
AC Power Source	IN0063	10/24/2023	10/24/2024
DC Power Source	IN0208	10/24/2023	10/24/2024
Sphere Thermometer	IN0085	10/24/2023	10/24/2024
Room Thermometer	IN0046	10/24/2023	10/24/2024

REPORT NUMBER: SP1-2407-157-3

CIE 1931 Chromaticity Diagram



CIE 1931 Chromaticity Diagram with 2017 ANSI 7-Step and 4-Step Quadrangles



CCT = 2747K
 CIE x = 0.4552
 CIE y = 0.4082
 Duv = -0.0005

Point lies inside the ANSI 2700K 4-step quadrangle

REPORT NUMBER: SP1-2407-157-3

Photopic Flux vs. Wavelength



Photopic Lumens: NR

λ (nm)	Power W [^] /nm	Lumens (φ/nm)	λ (nm)	Power W [^] /nm	Lumens (φ/nm)	λ (nm)	Power W [^] /nm	Lumens (φ/nm)	λ (nm)	Power W [^] /nm	Lumens (φ/nm)	λ (nm)	Power W [^] /nm	Lumens (φ/nm)
360	0	NR	490	103	NR	620	846	NR	750	20	NR	880	0	NR
365	0	NR	495	130	NR	625	784	NR	755	17	NR	885	1	NR
370	0	NR	500	171	NR	630	720	NR	760	15	NR	890	0	NR
375	0	NR	505	221	NR	635	652	NR	765	13	NR	895	0	NR
380	0	NR	510	268	NR	640	587	NR	770	11	NR	900	0	NR
385	0	NR	515	313	NR	645	521	NR	775	9	NR	905	0	NR
390	0	NR	520	350	NR	650	461	NR	780	8	NR	910	0	NR
395	0	NR	525	381	NR	655	406	NR	785	7	NR	915	0	NR
400	0	NR	530	407	NR	660	353	NR	790	6	NR	920	0	NR
405	2	NR	535	435	NR	665	307	NR	795	5	NR	925	0	NR
410	4	NR	540	462	NR	670	264	NR	800	4	NR	930	0	NR
415	9	NR	545	496	NR	675	227	NR	805	4	NR	935	0	NR
420	20	NR	550	534	NR	680	196	NR	810	3	NR	940	0	NR
425	38	NR	555	582	NR	685	167	NR	815	3	NR	945	0	NR
430	69	NR	560	638	NR	690	144	NR	820	2	NR	950	0	NR
435	120	NR	565	700	NR	695	122	NR	825	2	NR	955	0	NR
440	193	NR	570	767	NR	700	103	NR	830	2	NR	960	0	NR
445	316	NR	575	836	NR	705	88	NR	835	2	NR	965	0	NR
450	469	NR	580	898	NR	710	74	NR	840	1	NR	970	0	NR
455	431	NR	585	947	NR	715	63	NR	845	1	NR	975	0	NR
460	264	NR	590	982	NR	720	54	NR	850	1	NR	980	0	NR
465	197	NR	595	997	NR	725	46	NR	855	1	NR	985	0	NR
470	155	NR	600	997	NR	730	39	NR	860	1	NR	990	0	NR
475	108	NR	605	978	NR	735	33	NR	865	1	NR	995	0	NR
480	90	NR	610	947	NR	740	28	NR	870	1	NR	1000	0	NR
485	92	NR	615	900	NR	745	24	NR	875	1	NR			

REPORT NUMBER: SP1-2407-157-3

Scotopic Flux vs. Wavelength



Scotopic Lumens: NR

S/P: 1.13

λ (nm)	Power W [^] /nm	Lumens (φ/nm)	λ (nm)	Power W [^] /nm	Lumens (φ/nm)	λ (nm)	Power W [^] /nm	Lumens (φ/nm)	λ (nm)	Power W [^] /nm	Lumens (φ/nm)	λ (nm)	Power W [^] /nm	Lumens (φ/nm)
360	0	NR	490	103	NR	620	846	NR	750	20	NR	880	0	NR
365	0	NR	495	130	NR	625	784	NR	755	17	NR	885	1	NR
370	0	NR	500	171	NR	630	720	NR	760	15	NR	890	0	NR
375	0	NR	505	221	NR	635	652	NR	765	13	NR	895	0	NR
380	0	NR	510	268	NR	640	587	NR	770	11	NR	900	0	NR
385	0	NR	515	313	NR	645	521	NR	775	9	NR	905	0	NR
390	0	NR	520	350	NR	650	461	NR	780	8	NR	910	0	NR
395	0	NR	525	381	NR	655	406	NR	785	7	NR	915	0	NR
400	0	NR	530	407	NR	660	353	NR	790	6	NR	920	0	NR
405	2	NR	535	435	NR	665	307	NR	795	5	NR	925	0	NR
410	4	NR	540	462	NR	670	264	NR	800	4	NR	930	0	NR
415	9	NR	545	496	NR	675	227	NR	805	4	NR	935	0	NR
420	20	NR	550	534	NR	680	196	NR	810	3	NR	940	0	NR
425	38	NR	555	582	NR	685	167	NR	815	3	NR	945	0	NR
430	69	NR	560	638	NR	690	144	NR	820	2	NR	950	0	NR
435	120	NR	565	700	NR	695	122	NR	825	2	NR	955	0	NR
440	193	NR	570	767	NR	700	103	NR	830	2	NR	960	0	NR
445	316	NR	575	836	NR	705	88	NR	835	2	NR	965	0	NR
450	469	NR	580	898	NR	710	74	NR	840	1	NR	970	0	NR
455	431	NR	585	947	NR	715	63	NR	845	1	NR	975	0	NR
460	264	NR	590	982	NR	720	54	NR	850	1	NR	980	0	NR
465	197	NR	595	997	NR	725	46	NR	855	1	NR	985	0	NR
470	155	NR	600	997	NR	730	39	NR	860	1	NR	990	0	NR
475	108	NR	605	978	NR	735	33	NR	865	1	NR	995	0	NR
480	90	NR	610	947	NR	740	28	NR	870	1	NR	1000	0	NR
485	92	NR	615	900	NR	745	24	NR	875	1	NR			

REPORT NUMBER: SP1-2407-157-3

Melanopic Flux vs. Wavelength



Melanopic Lumens: NR M/P: 2.04

λ (nm)	Power W [^] /nm	Lumens (φ/nm)	λ (nm)	Power W [^] /nm	Lumens (φ/nm)	λ (nm)	Power W [^] /nm	Lumens (φ/nm)	λ (nm)	Power W [^] /nm	Lumens (φ/nm)	λ (nm)	Power W [^] /nm	Lumens (φ/nm)
360	0	NR	490	103	NR	620	846	NR	750	20	NR	880	0	NR
365	0	NR	495	130	NR	625	784	NR	755	17	NR	885	1	NR
370	0	NR	500	171	NR	630	720	NR	760	15	NR	890	0	NR
375	0	NR	505	221	NR	635	652	NR	765	13	NR	895	0	NR
380	0	NR	510	268	NR	640	587	NR	770	11	NR	900	0	NR
385	0	NR	515	313	NR	645	521	NR	775	9	NR	905	0	NR
390	0	NR	520	350	NR	650	461	NR	780	8	NR	910	0	NR
395	0	NR	525	381	NR	655	406	NR	785	7	NR	915	0	NR
400	0	NR	530	407	NR	660	353	NR	790	6	NR	920	0	NR
405	2	NR	535	435	NR	665	307	NR	795	5	NR	925	0	NR
410	4	NR	540	462	NR	670	264	NR	800	4	NR	930	0	NR
415	9	NR	545	496	NR	675	227	NR	805	4	NR	935	0	NR
420	20	NR	550	534	NR	680	196	NR	810	3	NR	940	0	NR
425	38	NR	555	582	NR	685	167	NR	815	3	NR	945	0	NR
430	69	NR	560	638	NR	690	144	NR	820	2	NR	950	0	NR
435	120	NR	565	700	NR	695	122	NR	825	2	NR	955	0	NR
440	193	NR	570	767	NR	700	103	NR	830	2	NR	960	0	NR
445	316	NR	575	836	NR	705	88	NR	835	2	NR	965	0	NR
450	469	NR	580	898	NR	710	74	NR	840	1	NR	970	0	NR
455	431	NR	585	947	NR	715	63	NR	845	1	NR	975	0	NR
460	264	NR	590	982	NR	720	54	NR	850	1	NR	980	0	NR
465	197	NR	595	997	NR	725	46	NR	855	1	NR	985	0	NR
470	155	NR	600	997	NR	730	39	NR	860	1	NR	990	0	NR
475	108	NR	605	978	NR	735	33	NR	865	1	NR	995	0	NR
480	90	NR	610	947	NR	740	28	NR	870	1	NR	1000	0	NR
485	92	NR	615	900	NR	745	24	NR	875	1	NR			

Summary

$R_f = 75.5$
 $R_g = 93.6$
 $CIE R_a = 71.7$
 $R_g = -35.3$



Color Vector Graphics



Individual Sample Fidelity Index ($R_{f,i}$)

CES01 = 86	CES26 = 68	CES51 = 87	CES76 = 63
CES02 = 63	CES27 = 90	CES52 = 85	CES77 = 79
CES03 = 31	CES28 = 87	CES53 = 78	CES78 = 66
CES04 = 71	CES29 = 71	CES54 = 86	CES79 = 87
CES05 = 50	CES30 = 85	CES55 = 84	CES80 = 85
CES06 = 52	CES31 = 74	CES56 = 75	CES81 = 67
CES07 = 42	CES32 = 66	CES57 = 75	CES82 = 93
CES08 = 41	CES33 = 80	CES58 = 76	CES83 = 91
CES09 = 29	CES34 = 79	CES59 = 85	CES84 = 89
CES10 = 77	CES35 = 89	CES60 = 90	CES85 = 72
CES11 = 60	CES36 = 93	CES61 = 81	CES86 = 59
CES12 = 66	CES37 = 88	CES62 = 91	CES87 = 77
CES13 = 43	CES38 = 93	CES63 = 77	CES88 = 79
CES14 = 74	CES39 = 97	CES64 = 67	CES89 = 65
CES15 = 72	CES40 = 93	CES65 = 66	CES90 = 80
CES16 = 48	CES41 = 93	CES66 = 63	CES91 = 80
CES17 = 51	CES42 = 89	CES67 = 61	CES92 = 55
CES18 = 57	CES43 = 78	CES68 = 68	CES93 = 72
CES19 = 73	CES44 = 99	CES69 = 78	CES94 = 48
CES20 = 67	CES45 = 85	CES70 = 63	CES95 = 66
CES21 = 88	CES46 = 81	CES71 = 61	CES96 = 76
CES22 = 80	CES47 = 86	CES72 = 86	CES97 = 81
CES23 = 92	CES48 = 74	CES73 = 56	CES98 = 76
CES24 = 91	CES49 = 79	CES74 = 93	CES99 = 64
CES25 = 73	CES50 = 86	CES75 = 66	



Color Rendition by Hue-Angle Bin



Measure Comparisons



(END OF REPORT)